

PRIMESURFACE® 96 SLIT-WELL PLATE

Developed for 3D Cell Culture Applications
in SBS Footprint

Stem Cell Research | Drug Discovery
and Development | Tissue Engineering |
Regenerative Medicine

PrimeSurface 96 Slit-Well Plate

PHC is offering a new slit-well, ultra-low attachment 3D plate to facilitate easy handling of media exchange without disrupting spheroid formation.

Cell culturing involves frequent media replacement to provide nutrition to growing cells. In a standard 96 well ultra low cell attachment plate, media aspiration or dispensing has to be done extremely carefully to avoid disturbing the unattached spheroid, making this a time consuming operation.

With the introduction of PrimeSurface 96 Slit-Well Plate, media exchange for 96 well plates can be efficiently handled with one step dispensing or aspiration for all 96 wells. This product can decrease pipetting time by over 80% while minimizing the risk of spheroid damage.

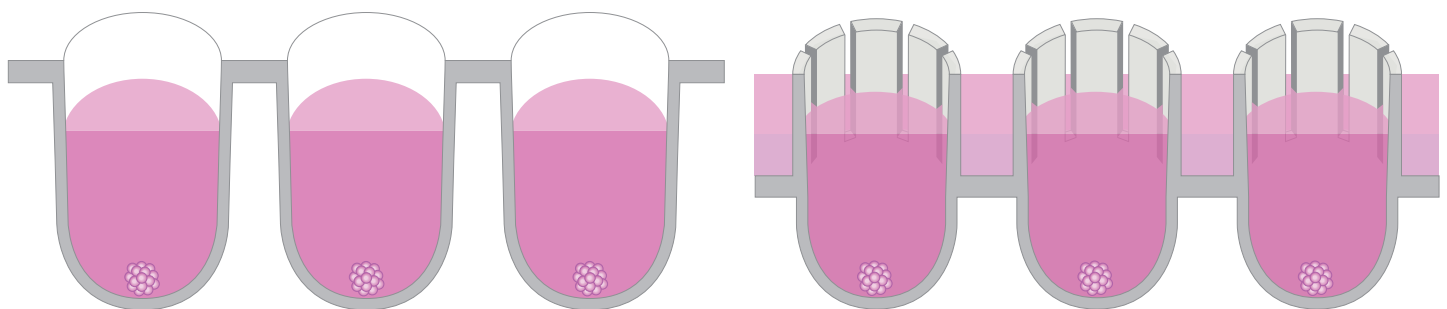
Key benefits

- Generate and maintain uniform spheroids
- Exchange media without disturbing spheroid formation
- Minimize media exchange time by simultaneous delivery of cell culture media to all 96 wells
- Use up to 1.5 times more media than in conventional plates, less media changes and more nutrients for the culture



Time Saving Design

Slit-Well structure allows simultaneous delivery of cell culture medium to all 96 wells



Conventional product: medium is independent in each well

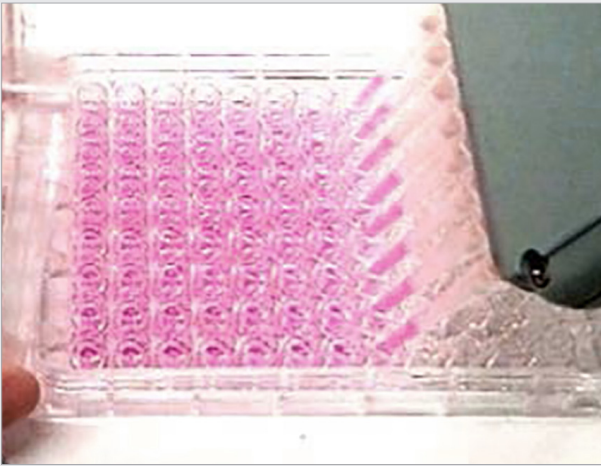
Slit-Well plate: medium is shared between wells

Customer Testimony, Stanford University

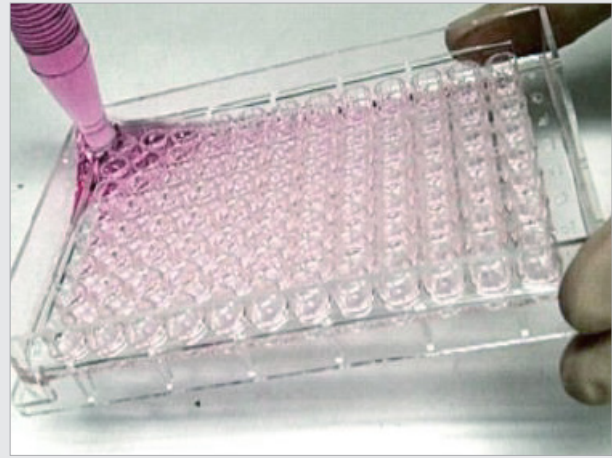
"I found that the organoids grew equally sized in the slit well plate than with either 10cm dishes or traditional 96 well plates. The interconnectedness of the wells also ensures more biological consistency of the different wells. The benefit is the much faster time to feed cultures, which is a significant improvement over individual wells. Feeding also only requires a pipette, while feeding traditional wells requires using media boats and multichannel pipettes, which is much more waste and cost in supplies. This can add up for long term cultures. On the whole, I found them easy to use and very time, energy, and resource efficient."

Features

Minimize media exchange effort and time without disturbing spheroid formation




Conventional plate: Media exchange must be done extremely carefully



Slit-Well plate: One step media exchange by tilting plate and aspirating from corner

Generate and maintain uniform spheroids in long-term cultures



Cell: HepG2 cell
 Density: 1,000 cells/100 L/well
 Medium: DMEM+10%FCS
 Days: 3

Grow larger spheroids in the same well for long-term cultures. Growing larger spheroids needs more media. Slit-Well plates allow 1.5 times more media volume compared to conventional plates providing more

Approximately
20 ml/plate*

Maximum capacity of conventional plate

Approximately
30 ml/plate


Maximum capacity of PrimeSurface 96 Slit-Well Plate

*200 µL × 96 wells/plate

Specifications

Catalog Number	Product Name	Well Type	Color	Well Bottom Shape	Maximum Well Volume	Package
MS-9096SZ*	PrimeSurface 96 Slit-Well Plate	96	Clear	Spindle	0.3 ml	Individually packed, 20 plates/case

* For research / laboratory use only

**Head Office**

Nijverheidsweg 120
4879 AZ Etten Leur
The Netherlands
Tel: +31 (0)76 543 38 33
Fax: +31 (0)76 541 37 32
biomedical.nl@eu.phchd.com
www.phchd.com/eu/biomedical

UK Office

9 The Office Village
North Road, Loughborough
Leicestershire LE11 1QJ
United Kingdom
Tel. +44(0)1509 265265
Fax. +44(0)1509 269770
biomedical.uk@eu.phchd.com
www.phchd.com/eu/biomedical

France Office

44, avenue de Valvins, BP 44
F-77212 Avon Cedex
France
Tel. +33 1 60719911
Fax. +33 1 60711693
biomedical.fr@eu.phchd.com
www.phchd.com/eu/biomedical